

PURABI GENERAL INSURANCE CO. LTD.
CASH FLOW STATEMENT (UN-AUDITED)
 FOR THE 3RD QUARTER ENDED ON SEPTEMBER, 30, 2013
PARTICULARS

	Jan. to Sept. 30, 2013	Jan. to Sept. 30, 2012
A. Cash flow from Operating Activities		
Collection from premium & Other income	20,596,736	24,312,489
Payment for Management expenses, Re-insurance, Claims, Commission & Others	(12,917,610)	(16,519,635)
Income tax paid and deducted at source	(1,605,415)	(916,112)
Vat paid to Government	(1,736,237)	(2,000,792)
Net Cash flow from Operating Activities	4,337,474	4,875,950
B. Cash flow from Investing Activities		
Purchase of Fixed assets	(11,000)	-
Purchase of Share	-	-
Sale of Fixed assets	-	-
Sale of Shares	25,694,000	1,650,000
Right Share Subscribed Money after deduction Bank Com.	183,623,553	-
Net Cash used in Investing Activities	209,306,553	1,650,000
C. Cash flow from Financing Activities		
Dividend Paid	-	-
Net cash used in Financing Activities	-	-
Net Cash inflow/(outflow) (A+B+C)	213,644,027	6,525,950
Opening Cash and Bank Balances	69,632,368	62,494,760
Closing Cash and Bank Balances	283,276,395	69,020,710

3RD QUARTER UN-AUDITED ACCOUNTS 2013

STATEMENT OF CHANGES IN SHAREHOLDER'S EQUITY (UN-AUDITED)
 FOR THE 3RD QUARTER ENDED SEPTEMBER 30, 2013

Particulars	Share Capital	Reserve for Exceptional Losses	Retained Earnings	Total Taka
Balance as on 01/01/2013	91,839,000	6,767,279	83,304,113	181,910,392
Right Share Issued	183,678,000	-	-	183,678,000
Bonus Share Issued	27,551,700	-	(27,551,700)	-
Net profit after tax	-	-	17,211,619	17,211,619
Resave for exceptional Losses	-	1,709,959	(1,709,959)	-
Balance as on 30-09-2013	303,068,700	8,477,238	71,254,073	382,800,011

FOR THE 3RD QUARTER ENDED SEPTEMBER 30, 2012

Particulars	Share Capital	Reserve for Exceptional Losses	Retained Earnings	Total Taka
Balance as on 01/01/2012	83,490,000	4,812,904	83,020,015	171,322,919
Bonus Share Issued	8,349,000	-	(8,349,000)	-
Net profit after tax	-	-	8,569,863	8,569,863
Resave for exceptional Losses	-	1,586,542	(1,586,542)	-
Balance as on 30-09-2012	91,839,000	6,399,446	81,654,336	179,892,782

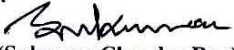



Purabi General Insurance Co. Ltd.


Head Office : 16 Motijheel C/A. Dhaka-1000.

Pabx-7168302-3, Fax- 88-02-9567995

Website: www.purabiinsurance.com


 (Sukumar Chandra Roy)
 D.M.D & CFO

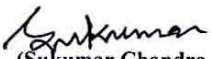

 (Md. Yousuf)
 A.M.D



 (Md. Abul Kashem)
 Managing Director


PURABI GENERAL INSURANCE CO. LTD.
INCOME STATEMENT (UN-AUDITED)
 FOR THE 3RD QUARTER ENDED SEPTEMBER 30, 2013

PARTICULARS	Jan. to Sept.30,2013	Jan. to Sept.30,2012	July to Sept.30,2013	July to Sept.30,2012
Opening Reserve for Un-expired Risk	5,926,374	8,260,179	1,975,458	2,753,393
Premium Less Re-insurance	17,099,586	15,865,422	5,060,033	4,621,552
Re-insurance Commission	4,081,325	3,814,895	1,426,453	864,844
Claim Paid & Due	27,107,285	27,940,496	8,461,944	8,239,789
Commission, Management expenses	(1,412,666)	(571,015)	(964,888)	(26,072)
Closing Reserve for Un-expired Risk	(14,027,265)	(15,614,224)	(5,233,708)	(4,044,098)
	(7,005,322)	(6,457,779)	(2,043,805)	(1,883,398)
Underwriting Profit	4,662,032	5,297,478	219,543	2,286,221
Income from Investment & others	22,073,602	12,191,074	11,501,675	6,447,768
Gain from Sales of Shares	3,945,937	59,205	3,945,937	-
Management expenses (Not applicable to any particular fund or account)	(5,600,201)	(5,165,684)	(1,022,226)	(1,853,912)
Net profit before tax	25,081,370	12,382,073	14,644,929	6,880,077
Provision for current income tax	(8,650,421)	(4,568,860)	(4,726,614)	(2,727,617)
Provision for deferred tax	780,670	756,650	260,284	250,674
Net profit after tax	17,211,619	8,569,863	10,178,599	4,403,134
Earning per shares (EPS)	.57	.28*	.34	.15*

*Restated


 (Sukumar Chandra Roy)
 D.M.D & CFO



 (Md. Yousuf)
 A.M.D.


 (Md. Abul Kashem)
 Managing Director

PURABI GENERAL INSURANCE CO. LTD.
BALANCE SHEET (UN-AUDITED)
AS AT SEPTEMBER 30, 2013

CAPITAL & LIABILITIES	Sept. 30,2013	Dec. 31,2012
SHARE CAPITAL :		
Authorized :		
50,000,000 ordinary shares of Tk. 10.00 each	<u>500,000,000</u>	<u>500,000,000</u>
Issued Subscribed & Paid Up :		
30,306,870 ordinary shares of Tk. 10.00 each	303,068,700	91,839,000
RESERVE FOR CONTINGENCY ACCOUNTS :		
Reserve for Exceptional Loss	8,477,238	6,767,279
DEPRECIATION FUND	55,242,856	52,601,276
BALANCE OF FUND AND ACCOUNTS (Fire, Marine, Motor & Misc. Insurance Business)	8,980,780	7,901,832
Premium Deposit	185,378	378,397
ESTIMATED LIABILITIES IN RESPECT OF OUTSTANDING CLAIMS WHETHER DUE OR INTIMATED	47,160,510	46,539,274
AMOUNT DUE TO OTHER PERSON OR BODIES CARRYING ON INSURANCE BUSINESS	63,255,999	61,407,069
SUNDRY CREDITORS	11,944,576	10,227,215
UNCLAIMED DIVIDEND	1,524,470	1,524,470
PROVISION FOR TAXATION	49,054,372	40,403,951
RETAINED EARNINGS	71,254,073	83,304,113
TOTAL	<u>620,148,952</u>	<u>402,893,876</u>
PROPERTY & ASSETS		
INVESTMENT (AT COST) :	107,279,917	123,452,614
Statutory Deposits	4,500,000	4,500,000
Shares	102,779,917	118,952,614
PREMIUM OUTSTANDING	32,647,512	30,539,322
INTEREST, DIVIDEND & RENT RECEIVABLES (accrued but not due)	26,195,695	17,460,377
AMOUNT DUE FROM OTHER PERSONS OR BODIES CARRYING ON INSURANCE BUSINESS	71,496,741	64,682,937
ADVANCE DEPOSITS & PREPAYMENTS	36,013,499	34,614,314
CASH IN HAND & AT BANK :	283,276,395	69,632,368
Fixed Deposit with Banks	256,000,000	67,000,000
Short Terms Deposits with Banks	26,501,896	1,542,645
Current account & Cash in Hand	774,499	1,089,723
DEFERRED TAX ASSETS:	1,087,357	306,687
OTHERS ACCOUNTS :	62,151,836	62,205,257
Fixed Assets (At Cost)	61,513,551	61,502,551
Stock of Stationary and forms	104,080	109,720
Stamps in Hand	1,267	60,048
Preliminary Expenses	36,000	36,000
Deferred Expenses	496,938	496,938
TOTAL	<u>620,148,952</u>	<u>402,893,876</u>


 (Sukumar Chandra Roy)
 D.M.D & CFO


 (Md. Yousuf)
 A.M.D.


 (Md. Abul Kashem)
 Managing Director